

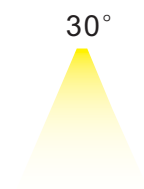







Magnetic Track System

Specification

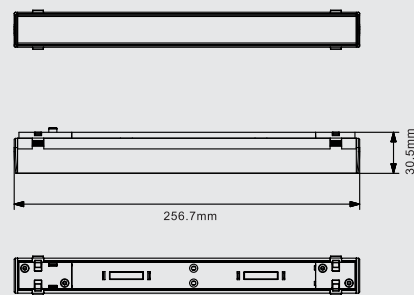
Picture	Item No.	Power	Voltage	Lumen	CRI	Life Hours
	LT-MTL26-F12B	12W	DC48V	960lm	Ra≥90	40,000H
	LT-MTL26-F18B	18W	DC48V	1440lm	Ra≥90	40,000H



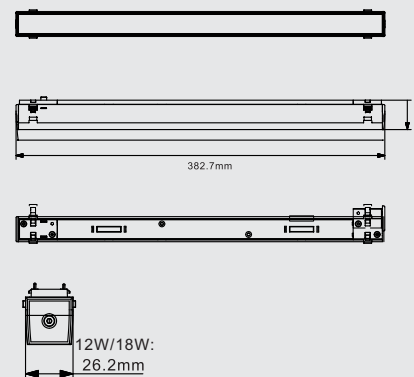
Specification

Picture	Item No.	Power	Voltage	Lumen	CRI	Life Hours
	LT-MTL26-T05	5W	DC48V	450lm	Ra≥90	40,000H
	LT-MTL26-T07	7W	DC48V	630lm	Ra≥90	40,000H
	LT-MTL26-T09	9W	DC48V	810lm	Ra≥90	40,000H
	LT-MTL26-T12	12W	DC48V	1080lm	Ra≥90	40,000H
	LT-MTL26-T15	15W	DC48V	1350lm	Ra≥90	40,000H

12W



18W




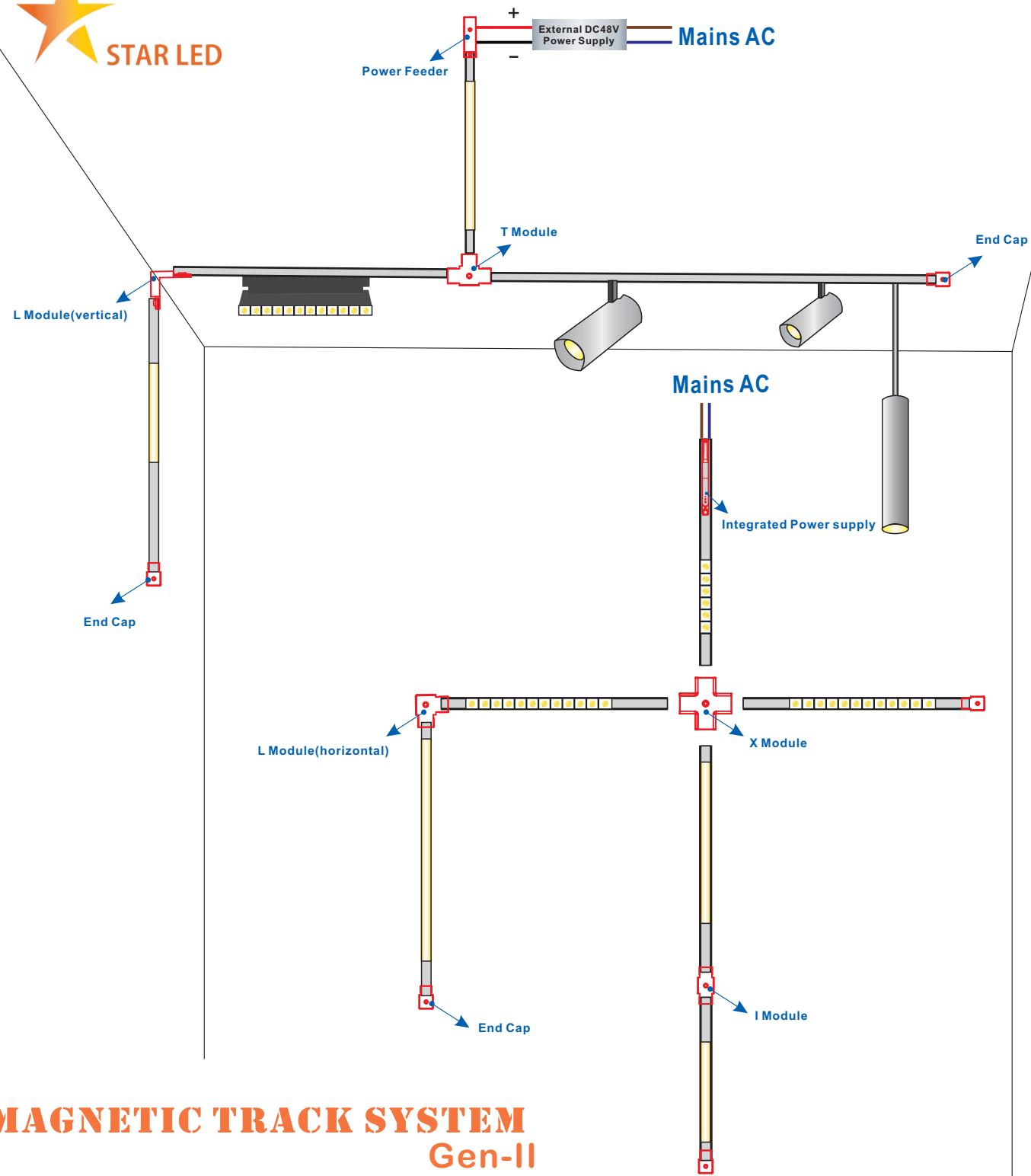
120°





MAGNETIC TRACK LIGHTING - GEN II





MAGNETIC TRACK SYSTEM Gen-II

Feature

- * **Slim Design:**
Ultra-thin profile at just 8mm, providing a sleek and unobtrusive appearance.
- * **Easy Installation:**
Simplified installation with a user-friendly track accessory, ensuring a hassle-free setup.
- * **Secure Power Input:**
Operates on a safe and efficient DC48V input, prioritizing security and reliability.
- * **Cost-Effective Solution:**
High cost performance, delivering exceptional value without compromising quality.

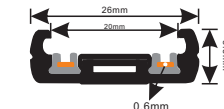


Magnetic Track System

MAGNETIC TRACK SURFACE&SUSPENDED INSTALLED



LT-MTS261 1.0 Meter
LT-MTS262 2.0 Meter
LT-MTS263 3.0 Meter



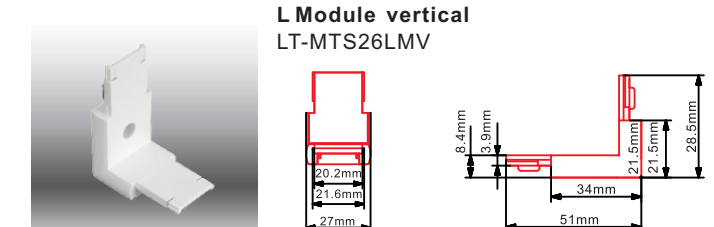
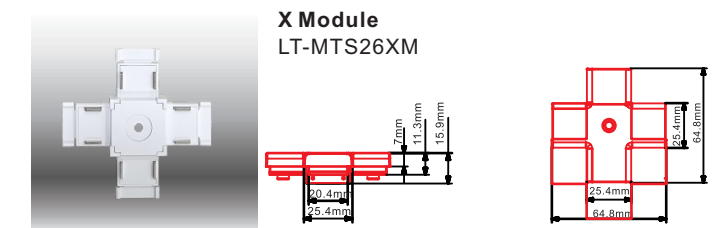
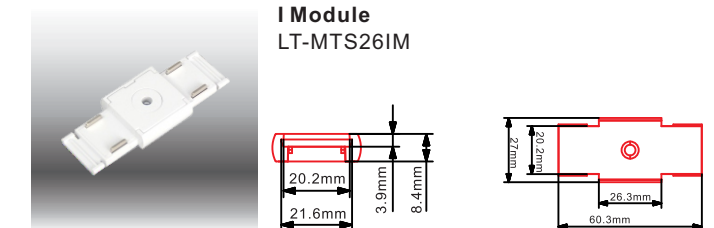
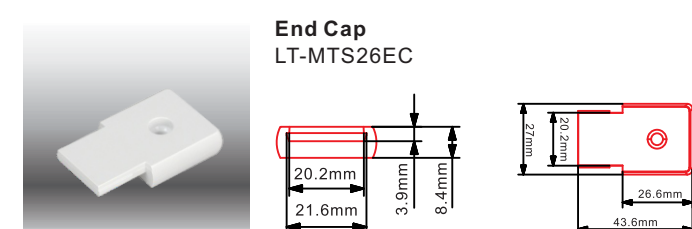
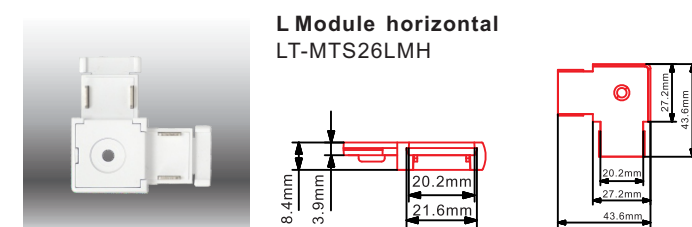
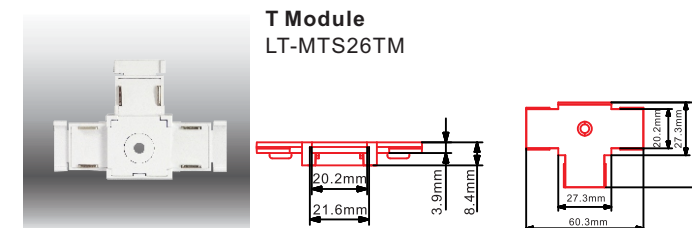
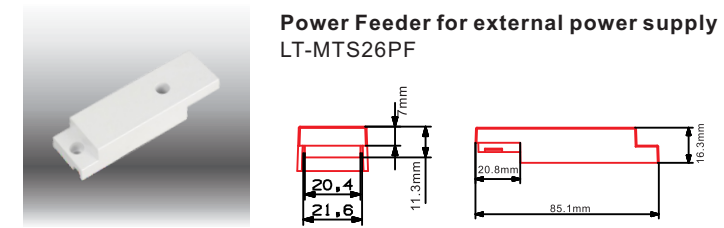
● Black ○ White

INTEGRATED POWER SUPPLY



LT-MTS26PS100B
Material: Plastic
Input: AC220-240V
Output: DC48V 100W
Not CE passed

LT-MTS26PS200B
Material: Plastic
Input: AC220-240V
Output: DC48V 200W
Not CE passed



○ White
● Black